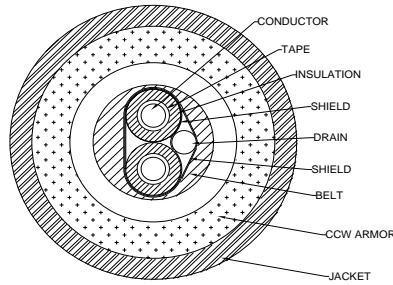


VITALink®

16 AWG 1-Pair Shielded Armored and Jacketed Circuit Integrity Cable



1. Construction:

- 1.1. Conductors: 16 AWG (1.31 mm²) Solid Bare Copper, 0.0508" (1.47 mm) Nominal Diameter
- 1.2. Tape: Heat Resistant Tape, 50% Nominal Overlap
- 1.3. Insulation: Low Smoke Zero Halogen Thermoset Fire-Roc® Insulation 0.128" (3.25 mm) Nominal Diameter
- 1.4. Color Code: Red, Black
- 1.5. Assembly: Cable (1) Pair with Shields and Belt
- 1.6. Shield: Copper/Polyester Tape, 25% Nominal Overlap
- 1.7. Drain: 16 AWG Stranded Bare Copper
- 1.8. Shield: Copper/Polyester Tape, 25% Nominal Overlap
- 1.9. Belt: Black Fire-Roc Binder, 0.370" (9.40 mm) Nominal Diameter
- 1.10. Armor: Continuously Corrugated Welded Copper, 0.660" (16.76 mm) Nominal Diameter

1.11. Armor Print:

COMTRAN LSZH VITALink® FPLR-ST1 CL3R-ST1 (UL) and CMR-ST1 c(UL)us 2/C 16 AWG SHLD 105C FT4 SUN RES WET or CSA FAS105 FT4 ST1 LL-14444 FRR-2HR FHIT.40B/FHIT7.40B UL2196/ULC S139 MAX VOLTAGE 72V PN 36735 (MMYY) (01-12345)

- 1.12. Jacket: Red Non-Halogen Flame Retardant Thermoplastic, 0.724" (18.39mm) Nominal Diameter

1.13. Jacket Print:

COMTRAN LSZH VITALink® FPLR-ST1 CL3R-ST1 (UL) and CMR-ST1 c(UL)us 2/C 16 AWG SHLD 105C FT4 SUN RES WET or CSA FAS105 FT4 ST1 LL-14444

FRR-2HR FHIT.40B/FHIT7.40B UL2196/ULC S139
MAX VOLTAGE 72V PN 36742 (MMYY) (01-12345)

NOTE: MMY is 4 Digit Month/Year
(01-12345) Traceability Code

2. Compliance:



- 2.1. (UL) Listed Type FPLR-ST1
- 2.2. (UL) Listed CL3R-ST1
- 2.3. c(UL)us Listed CMR-ST1
- 2.4. CSA Listed FAS 105 ST1 FT4
- 2.5. UL Subject 1424 Power Limited Fire Alarm Circuits; 300V/105°C Classified
- 2.6. UL Subject 13 Power Limited Circuit Cables; 300V/105°C Classified
- 2.7. UL Subject 444 Communication Cables; 300V/105°C Classified
- 2.8. ANSI/UL 2196 2-Hour Fire Rating for use in FHIT System 40B
- 2.9. CAN/ULC-S139 2-Hour Fire Rating with Hose Stream for use in FHIT7 System 40B
- 2.10. NFPA 70 & 72
- 2.11. California State Fire Marshal Approved
- 2.12. RoHS Compliant

3. Electrical Characteristics:

- 3.1. Nominal Conductor DCR @ 68F: 4.10Ω

4. Physical Characteristics:

- 4.1. Nominal Weight per 1000 FT: 346 Lbs. (157.4 kg)
- 4.2. Min Bend Radius: 7.25" (184.15 mm)
- 4.3. Maximum Pull Tension: 41 Lbs. (19 kg.)

TITLE:		DESCRIPTION:		COMTRAN 330A Turner Street South Attleboro, MA 02703 Phone: 508-399-7004 Fax: 508-399-8839		 COMTRAN <small>Innovative Systems. Engineered Solutions.</small>  <small>A Marmon Wire & Cable/Berkshire Hathaway Company</small>
DS36742		16 AWG 1 Pair Shielded Armored and Jacketed VITALink® Circuit Integrity Cable				
Rev	Date	Detail		Eng.	App.	
02	05/28/21	Reassigned part number for release		PB	KB	36720
01	04/30/21	Initial Design		PB	AG	S-90030

Comtran reserves the right to change the information above without prior notification. Comtran assumes no risk, and is not liable for direct or indirect, or consequential damages, resulting from the use of this document