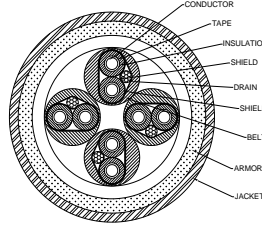


# VITALink®

## 16 AWG 4-Pair Shielded Armored and Jacketed Circuit Integrity Cable



### 1. Construction:

- 1.1. Conductors: 16 AWG (1.31 mm<sup>2</sup>) Solid Bare Copper, 0.0508" (1.47 mm) Nominal Diameter
- 1.2. Tape: Heat Resistant Tape, 50% Nominal Overlap
- 1.3. Insulation: Low Smoke Zero Halogen Thermoset Fire-Roc® Insulation 0.128" (3.25 mm) Nominal Diameter
- 1.4. Color Code: Numbered Red, Black
- 1.5. Assembly: Assemble (1) Pair with Shields and Belt
- 1.6. Shield: Copper/Polyester Tape, 25% Nominal Overlap
- 1.7. Drain: 16 AWG Stranded Bare Copper
- 1.8. Shield: Copper/Polyester Tape, 25% Nominal Overlap
- 1.9. Belt: Black Fire-Roc Binder, 0.370" (9.40 mm) Nominal Diameter
- 1.10. Cable: Cable (4) Assemblies, 0.860" (21.84 mm) Nominal Diameter
- 1.11. Armor: Continuously Corrugated Welded Copper, 1.220" (30.99 mm) Nominal Diameter

#### 1.12. Armor Print:

COMTRAN LSZH VITALink® FPLR-ST1 CL3R-ST1 (UL) and CMR-ST1 c(UL)us 8/C 16 AWG SHLD 105C FT4 SUN RES WET or CSA FAS105 FT4 ST1 LL-14444 FRR-2HR FHIT.40B/FHIT7.40B UL2196/ULC S139 MAX VOLTAGE 72V PN 36741 (MMYY) (01-12345)

- 1.13. Jacket: Red Non-Halogen Flame Retardant Thermoplastic, 1.344" (34.14 mm) Nominal Diameter

#### 1.14. Jacket Print:

COMTRAN LSZH VITALink® FPLR-ST1 CL3R-ST1 (UL) and CMR-ST1 c(UL)us 8/C 16 AWG SHLD 105C FT4 SUN RES WET or CSA FAS105 FT4 ST1 LL-14444 FRR-2HR FHIT.40B/FHIT7.40B UL2196/ULC S139 MAX VOLTAGE 72V PN 36748 (MMYY) (01-12345)

NOTE: MMY is 4 Digit Month/Year  
(01-12345) Traceability Code

### 2. Compliance:



- 2.1. (UL) Listed Type FPLR-ST1
- 2.2. (UL) Listed CL3R-ST1
- 2.3. c(UL)us Listed CMR-ST1
- 2.4. CSA Listed FAS 105 ST1 FT4
- 2.5. UL Subject 1424 Power Limited Fire Alarm Circuits; 300V/105°C Classified
- 2.6. UL Subject 13 Power Limited Circuit Cables; 300V/105°C Classified
- 2.7. UL Subject 444 Communication Cables; 300V/105°C Classified
- 2.8. ANSI/UL 2196 2-Hour Fire Rating for use in FHIT System 40B
- 2.9. CAN/ULC-S139 2-Hour Fire Rating with Hose Stream for use in FHIT7 System 40B
- 2.10. NFPA 70 & 72
- 2.11. California State Fire Marshal Approved
- 2.12. RoHS Compliant

### 3. Electrical Characteristics:

- 3.1. Nominal Conductor DCR @ 68F: 4.10Ω

### 4. Physical Characteristics:

- 4.1. Nominal Weight per 1000 FT: 826 Lbs. (374.7 kg)
- 4.2. Min Bend Radius: 13.50" (342.9 mm)
- 4.3. Maximum Pull Tension: 165 Lbs. (75 kg.)

TITLE:		DESCRIPTION:		COMTRAN		COMTRAN	
<b>DS36748</b>		16 AWG 4 Pair Shielded Armored and Jacketed VITALink® Circuit Integrity Cable		<b>330A Turner Street</b> <b>South Attleboro, MA 02703</b> <b>Phone: 508-399-7004</b> <b>Fax: 508-399-8839</b>		 <b>COMTRAN</b> <small>Innovative Systems. Engineered Solutions.</small>  <small>A Marmon Wire &amp; Cable/Berkshire Hathaway Company</small>	
Rev	Date	Detail	Eng.	App.			
02	05/28/21	Reassign part number for release; add cable diameter	PB	KB	36726		
01	05/05/21	Initial Design	PB	AG			

Comtran reserves the right to change the information above without prior notification. Comtran assumes no risk, and is not liable for direct or indirect, or consequential damages, resulting from the use of this document