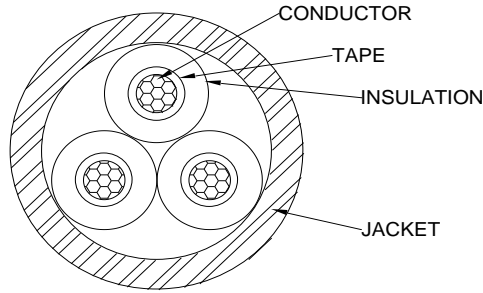


# VITALink®

## 12 AWG Stranded 3-Conductor Circuit Integrity Cable



### 1. Construction:

- 1.1. Conductors: 12 AWG (4.17 mm<sup>2</sup>) Stranded Bare Copper, 0.0897" (2.28 mm) Nominal Diameter
- 1.2. Tape: Flame Retardant Tape
- 1.3. Insulation: Low Smoke Zero Halogen Thermoset Fire-Roc® 0.167" (4.24 mm) Nominal Diameter & 0.029" (0.74 mm) Nominal Wall Thickness
- 1.4. Color Code: Black, Printed
- 1.5. Cable Assembly: Cable (3) Conductors
- 1.6. Jacket: Non Halogen Flame Retardant Polyolefin Compound, Nominal Overall Diameter, 0.444" (11.28 mm), Nominal Wall Thickness 0.042" (1.07 mm) Color: RED

#### 1.7. Jacket Print:

COMTRAN LSZH VITALink® FPLR-ST1 CL3R-ST1  
 3/C 12AWG 105C FT4 SUN RES WET FRR-2HR  
 FHIT.40A/FHIT7.40A UL2196/ULC S139 MAX  
 VOLTAGE 72V PN36775 --- (MMYY) 000002 (01-12345)

NOTE: MMY is 4 Digit Month/Year  
 Sequential Footage Markings Every Two Feet  
 (01-12345)- Traceability Marking

### 2. Compliance:



- 2.1. (UL) Listed Type FPLR-ST1
- 2.2. (UL) Listed CL3R-ST1
- 2.3. UL Subject 1424 Power Limited Fire Alarm Circuits; 300 V/105°C Classified
- 2.4. UL Subject 13 Power Limited Circuit Cables; 300V/105°C Classified
- 2.5. ANSI/UL 2196 2-Hour Fire Rating for use in FHIT System 40A
- 2.6. CAN/ULC-S139 2-Hour Fire Rating with Hose Stream for use in FHIT7 System 40A
- 2.7. NFPA 70 & 72
- 2.8. NFPA 130
- 2.9. NFPA 502
- 2.10. California State Fire Marshal Approved
- 2.11. RoHS Compliant

### 3. Physical Characteristics:

- 3.1. Nominal Weight per 1000 FT: 125 Lbs. (56.7 kg)
- 3.2. Min Bend Radius: 4.25" (107.9 mm)
- 3.3. Maximum Pull Tension – Straight runs: 156 Lbs. (70.76 kg)

### 4. Electrical Characteristics:

- 4.1. Nominal Conductor DCR @ 68F (20 °C): 1.69 Ω /1,000 Ft.

<b>TITLE:</b>		<b>DESCRIPTION:</b>		<b>COMTRAN</b> 330A Turner Street South Attleboro, MA 02703 Phone: 508-399-7004 Fax: 508-399-8839		 Innovative Systems. Engineered Solutions.  A Marmon Wire & Cable/Berkshire Hathaway Company	
<b>DS36775</b>		12 AWG Stranded 3 Conductor VITALink® Circuit Integrity Cable					
Rev	Date	Detail	Eng.	App.			
01	09/21/21	Initial Drawing	PB	KB			

Comtran reserves the right to change the information above without prior notification. Comtran assumes no risk, and is not liable for direct or indirect, or consequential damages, resulting from the use of this document