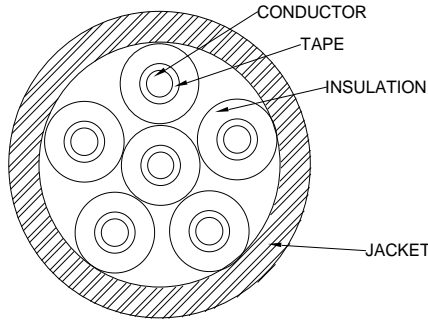


VITALink®

16 AWG 6-Conductor Circuit Integrity Cable



1. Construction:

- 1.1. Conductors: 16 AWG (1.31 mm²) Solid Bare Copper, 0.0508" (1.27 mm) Nominal Diameter
- 1.2. Tape: Flame Retardant Tape
- 1.3. Insulation: Low Smoke Zero Halogen Thermoset Fire-Roc® 0.128" (3.25 mm) Nominal Diameter & 0.029" (0.74 mm) Nominal Wall Thickness
- 1.4. Color Code: Black, Printed
- 1.5. Cable Assembly: Cable (6) Conductors
- 1.6. Jacket: Non Halogen Flame Retardant Polyolefin Compound, Nominal Overall Diameter, 0.470" (11.94 mm), Nominal Wall Thickness 0.042" (1.07 mm) Color: RED

- 1.7. Jacket Print:
COMTRAN LSZH VITALink® FPL-ST1 CM-ST1 CL3-ST1 6/C 16AWG 105C SUN RES WET FRR-2HR FHIT.40A/FHIT7.40A UL2196/ULC S139 MAX VOLTAGE 72V PN36678 --- (MMYY) 000002 (01-12345)

NOTE: MMY Y is 4 Digit Month/Year
Sequential Footage Markings Every Two Feet
(01-12345)- Traceability Marking

2. Compliance:



- 2.1. (UL) Listed Type FPL-ST1
- 2.2. (UL) Listed Type CM-ST1
- 2.3. (UL) Listed CL3-ST1
- 2.4. UL Subject 1424 Power Limited Fire Alarm Circuits; 300 V/105°C Classified
- 2.5. UL Subject 13 Power Limited Circuit Cables; 300V/105°C Classified
- 2.6. UL Subject 444 Communications Cable, 300V/105°C Classified
- 2.7. ANSI/UL 2196 2-Hour Fire Rating for use in FHIT System 40A
- 2.8. CAN/ULC-S139 2-Hour Fire Rating with Hose Stream for use in FHIT7 System 40A
- 2.9. NFPA 70 & 72
- 2.10. NFPA 130
- 2.11. NFPA 502
- 2.12. California State Fire Marshal Approved
- 2.13. RoHS Compliant

3. Physical Characteristics:

- 3.1. Nominal Weight per 1000 FT: .122 Lbs. (55.34 kg)
- 3.2. Min Bend Radius: 4.75" (120.6 mm)
- 3.3. Maximum Pull Tension – Straight runs: 124 Lbs. (56.25 kg)

4. Electrical Characteristics:

- 4.1. Nominal Conductor DCR @ 68F (20 °C): 4.2 Ω /1,000 Ft.

TITLE:		DESCRIPTION:		COMTRAN 330A Turner Street South Attleboro, MA 02703 Phone: 508-399-7004 Fax: 508-399-8839		 COMTRAN Innovative Systems. Engineered Solutions.  A Marmon Wire & Cable/Berkshire Hathaway Company	
DS36678		16 AWG Solid 6 Conductor VITALink® Circuit Integrity Cable					
Rev	Date	Detail		Eng.	App.		
02	06/13/22	Update Print		PB	MW		
01	09/15/21	Initial Drawing		PB	KB		

Comtran reserves the right to change the information above without prior notification. Comtran assumes no risk, and is not liable for direct or indirect, or consequential damages, resulting from the use of this document